

Modus ECO

ECO STYLE

Art.	Heating capacity 55/45/20°C (W)	Heating capacity 75/65/20°C (W)	Total weight, inc. components and packaging (kg)	Internal volume (dm ³)	Recommended capacity of electric heating element (W)
**680	209	348	5,74	2,20	300
**682	293	488	8,59	3,20	300
**683	397	662	11,63	3,90	600

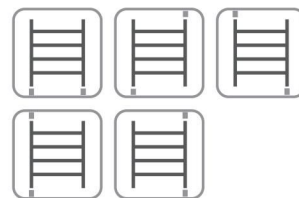
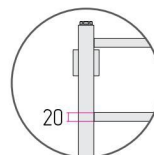


Water

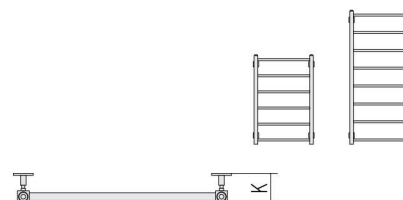
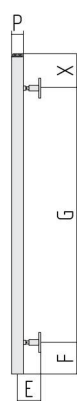
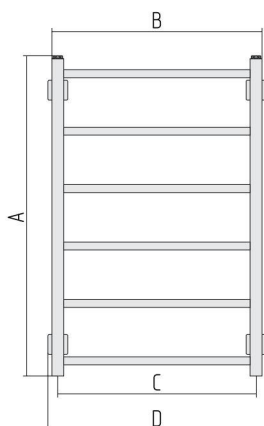


Electric

Piping connection points:



Attention!
An electric element should be mounted only at the bottom of the collector.
Use the radiator only in vertical position – with an electric element at the bottom



Art.	A	B	C	D	E	F	G	X	P	K
**680	806	530	500	550	54-70	80	640	86	30	70-86
**682	1206	530	500	550	54-70	80	1040	86	30	70-86
**683	1606	530	500	550	54-70	80	1440	86	30	70-86

Colour range



50XXX
Polished Stainless Steel



53XXX
PVD Polished Gold