

Art.	Heating capacity 55/45/20°C (W)	Heating capacity 75/65/20°C (W)	Total weight, inc. components and packaging (kg)	Internal volume (dm <sup>3</sup> )	Recommended capacity of electric heating element (W)
**033	154	317	6,60	2,21	300
**034	179	368	7,30	2,48	300
**036	189	389	7,60	2,67	300
**037	218	447	8,50	3,00	300
**039	208	426	9,00	2,93	300
**040	240	493	10,10	3,29	300
**041	272	559	10,80	3,65	300

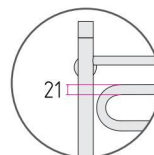


Water

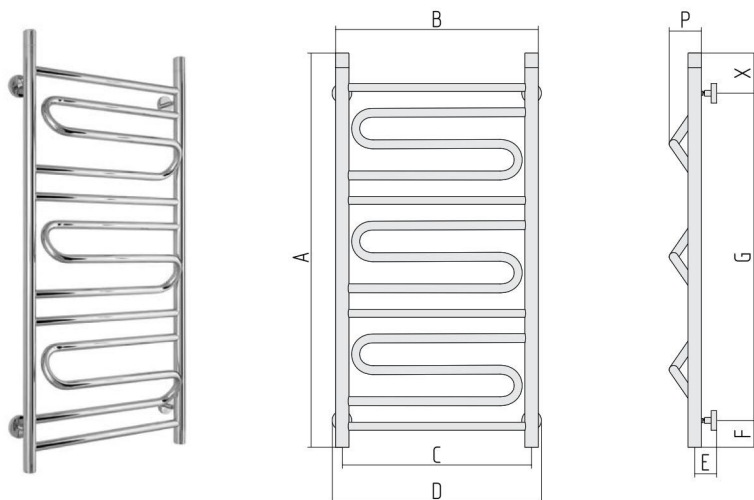
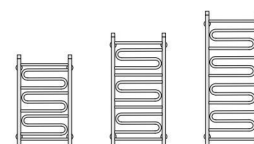


Electric

Piping connection points:



**Attention!**  
An electric element must be mounted at the bottom of the collector marked with a red dot.  
An electric element can be mounted on right and left side. For this purpose it is advised to reverse the radiator in a way that a collector with a red dot is on the demanded side.  
Use the radiator only in vertical position – with an electric element at the bottom.



Art.	A	B	C	D	E	F	G	X	P	K
**033	839	432	400	450	54-70	80	643	116	80	119-135
**034	839	532	500	550	54-70	80	643	116	80	119-135
**036	1039	432	400	450	54-70	80	843	116	80	119-135
**037	1039	532	500	550	54-70	80	843	116	80	119-135
**039	1239	432	400	450	54-70	80	1043	116	80	119-135
**040	1239	532	500	550	54-70	80	1043	116	80	119-135
**041	1239	632	600	650	54-70	80	1043	116	80	119-135

Colour range



50XXX  
Polished Stainless Steel



53XXX  
PVD Polished Gold



54XXX  
PVD Polished Chameleon