

# Bohemia ARC

## PREMIUM STYLE

Art.	Heating capacity 55/45/20°C (W)	Heating capacity 75/65/20°C (W)	Total weight, inc. components and packaging (kg)	Internal volume (dm <sup>3</sup> )	Recommended capacity of electric heating element (W)
**107	199	408	6,60	2,18	300
**108	232	476	7,80	2,62	300
**109	286	588	10,00	3,13	300
**111	388	800	14,00	3,51	600

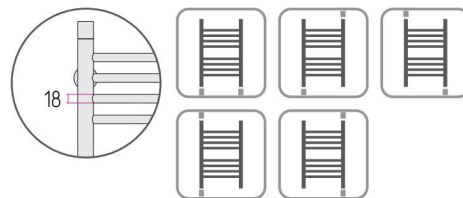


Water



Electric

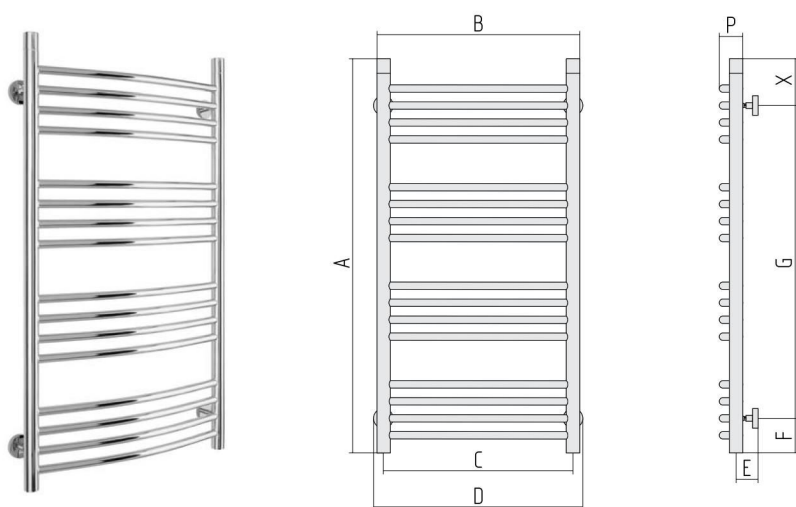
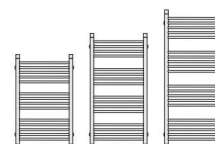
Piping connection points:



**Attention!**

An electric element must be mounted at the bottom of the collector marked with a red dot. An electric element can be mounted on right and left side. For this purpose it is advised to reverse the radiator in a way that a collector with a red dot is on the demanded side. Use the radiator only in vertical position – with an electric element at the bottom.

CE EN 442



Art.	A	B	C	D	E	F	G	X	P	K
**107	758	532	500	550	54-70	80	562	116	60	100-115
**108	958	532	500	550	54-70	80	762	116	60	100-115
**109	1158	532	500	550	54-70	80	962	116	60	100-115
**111	1458	532	500	550	54-70	80	1262	116	60	100-115

Colour range



50XXX  
Polished Stainless Steel